

Scaled data based on original data using
LM-79-08 Approved Method: Electrical and Photometric Measurements of Solid-
State Lighting Products

Test Report Prepared for
Cooper Lighting Solutions
(formerly Eaton)

Brand: INVUE

Report Number: P596675

Luminaire Tested: **MSA-SA3B-827-U-5WQ**

Issue Date: 5/27/2021

Test Information

Test Method: LM-79-08
Report Number: P596675
TEST IS SCALED FROM IESNA LM-79-08 TEST DATA (G2-1910-543-4)
Test Lab: INNOVATIONS CENTER
Issue Date: 5/27/2021
Manufacturer: COOPER LIGHTING SOLUTIONS (FORMERLY EATON)
Product Line: INVUE
Catalog Number: MSA-SA3B-827-U-5WQ
Description: MESA POST TOP DECORATIVE LUMINAIRE. (3) LIGHTSQUARES WITH 16 LEDS EACH AND TYPE V WIDE OPTICS.
Light Source: -
Ballast/Driver: ELECTRONIC DRIVER

Summary

Lumens per Lamp: N/A
Luminaire Lumens: 11592 lumens
Efficiency: N/A
Efficacy: 92.0 lumens/watt
Luminous Opening: Rectangular (W 1' x L: 1' x H: 0')
IES Classification: Type V - Short
BUG Rating: B4 - U0 - G2

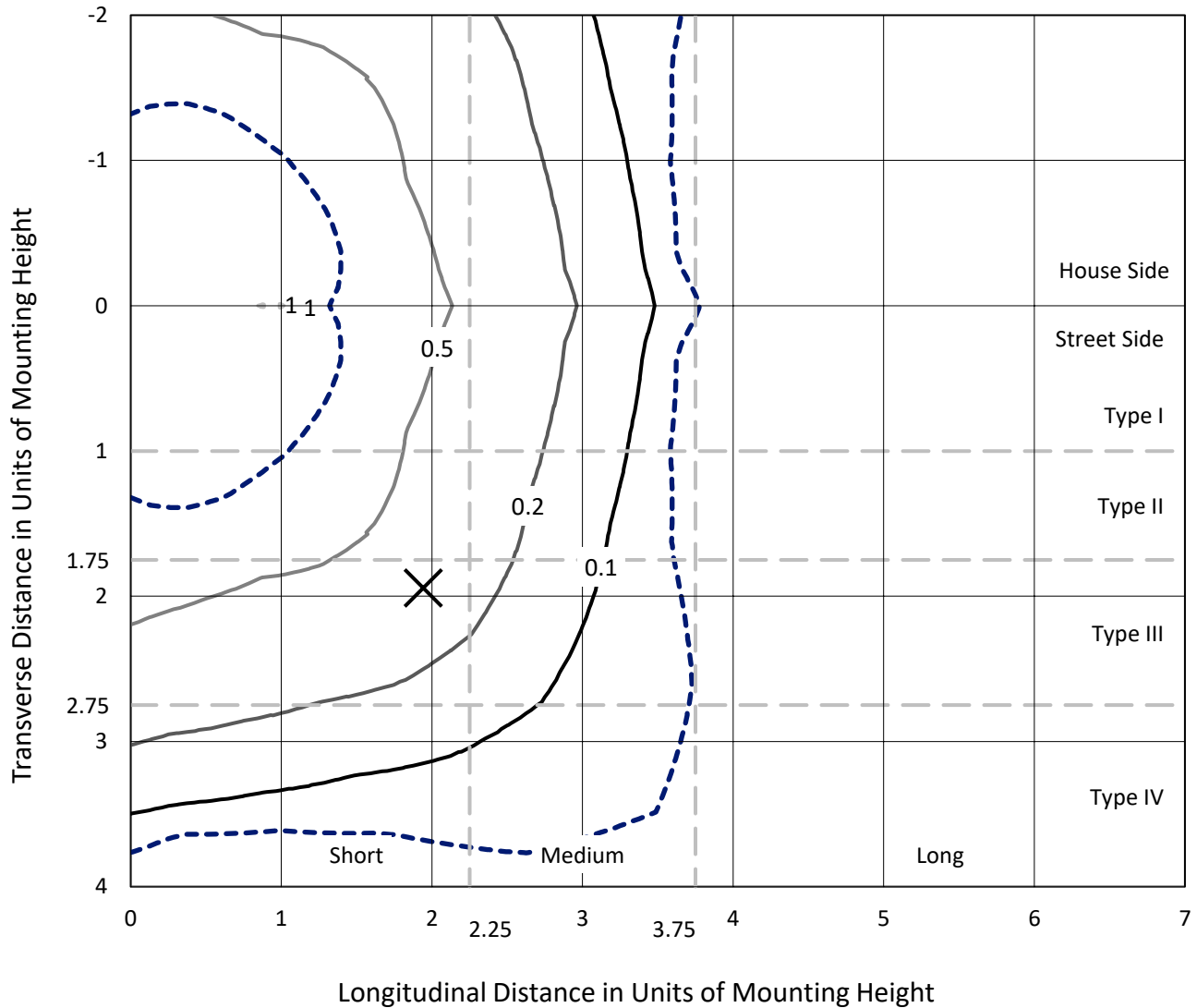
Input Watts (W): 126
Input Voltage (V): NR
Input Current (Ain): NR
Voltage Rise (V): NR
Power Factor: NR
Total Harmonic Distortion (THDi): NR
Frequency (hertz): 60
Stabilization Time: NR
Operation Time: NR
Ambient Temperature (°C): NR
Test Distance: 28.75 FT



REPORT NUMBER: P596675
 CATALOG NUMBER: MSA-SA3B-827-U-5WQ

Iso-Footcandle Lines of Horizontal Illumination

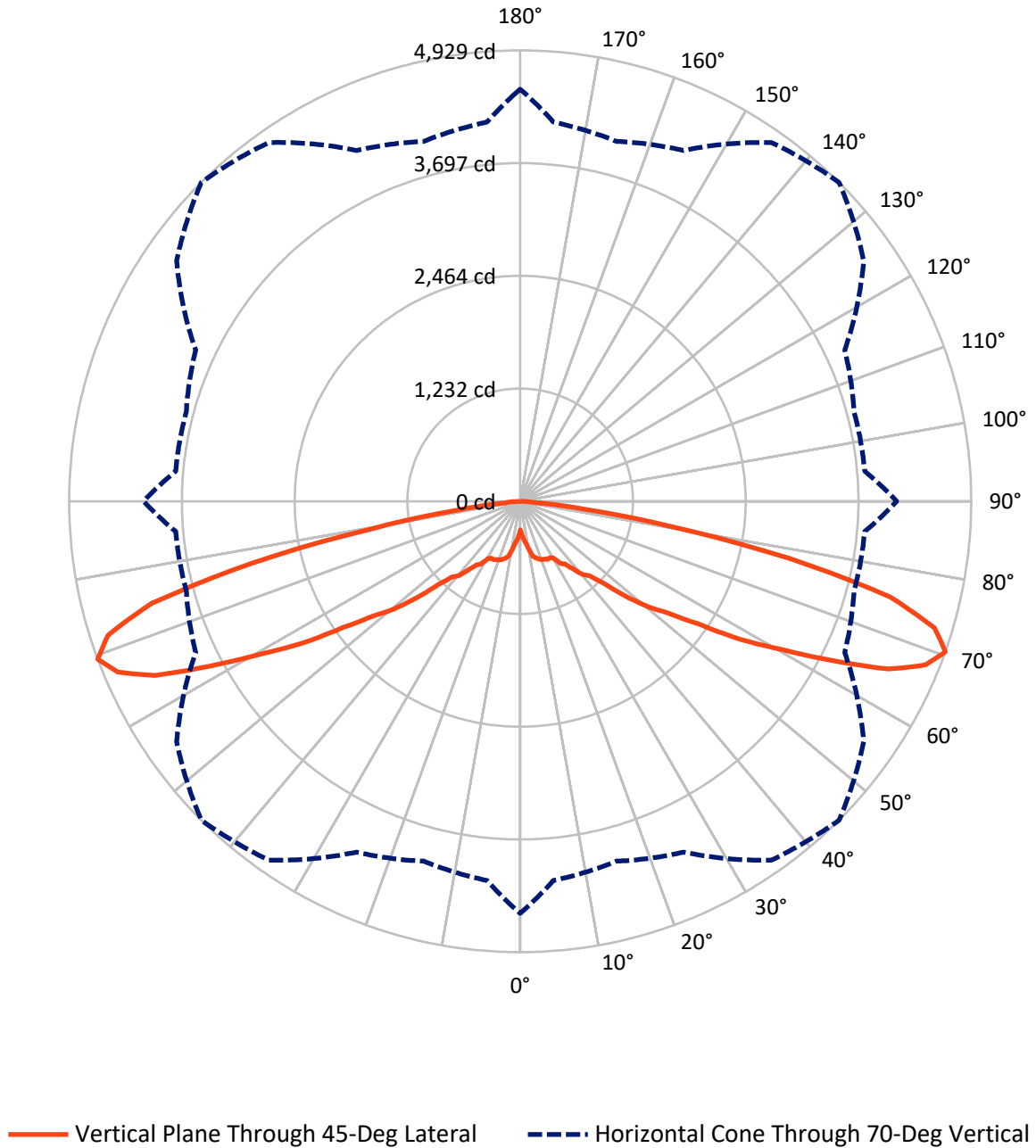
× Max cd
 - - - 1/2 Max cd



Based on 25 foot mounting height. Maximum calculated value = 1 fc
 Type V - Short - N/A

REPORT NUMBER: P596675
CATALOG NUMBER: MSA-SA3B-827-U-5WQ

Luminous Intensity Polar Plot



REPORT NUMBER: P596675
 CATALOG NUMBER: MSA-SA3B-827-U-5WQ

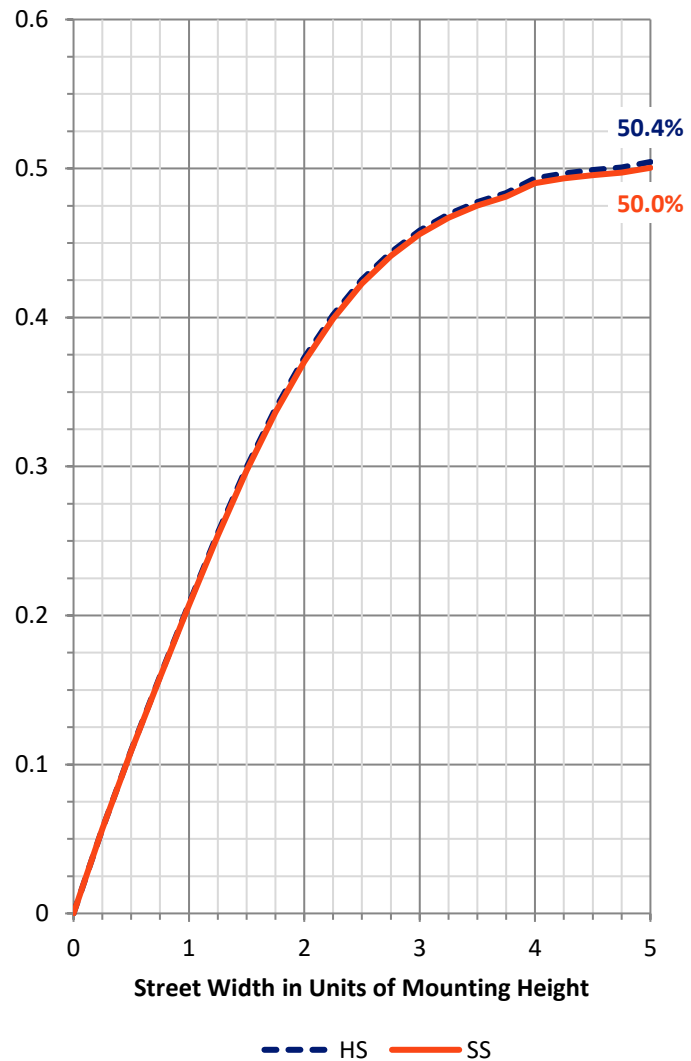
FLUX DISTRIBUTION:

		Downward	Upward	Total
House Side	Lumens	5796.0	0.0	5796.0
	% Fixture	50.0	0.0	50.0
Street Side	Lumens	5796.0	0.0	5796.0
	% Fixture	50.0	0.0	50.0
Total	Lumens	11592.0	0.0	11592.0
	% Fixture	100.0	0.0	100.0

Coefficient of Utilization

ZONAL LUMENS:

Zone	Lumens	% Fixture
0°-10°	45.6	0.4
10°-20°	182.5	1.6
20°-30°	345.0	3.0
30°-40°	600.9	5.2
40°-50°	1148.8	9.9
50°-60°	2227.5	19.2
60°-70°	3900.5	33.6
70°-80°	2931.5	25.3
80°-90°	209.7	1.8
90°-100°	0.0	0.0
100°-110°	0.0	0.0
110°-120°	0.0	0.0
120°-130°	0.0	0.0
130°-140°	0.0	0.0
140°-150°	0.0	0.0
150°-160°	0.0	0.0
160°-170°	0.0	0.0
170°-180°	0.0	0.0
0°-90°	11592.0	100.0
0°-180°	11592.0	100.0

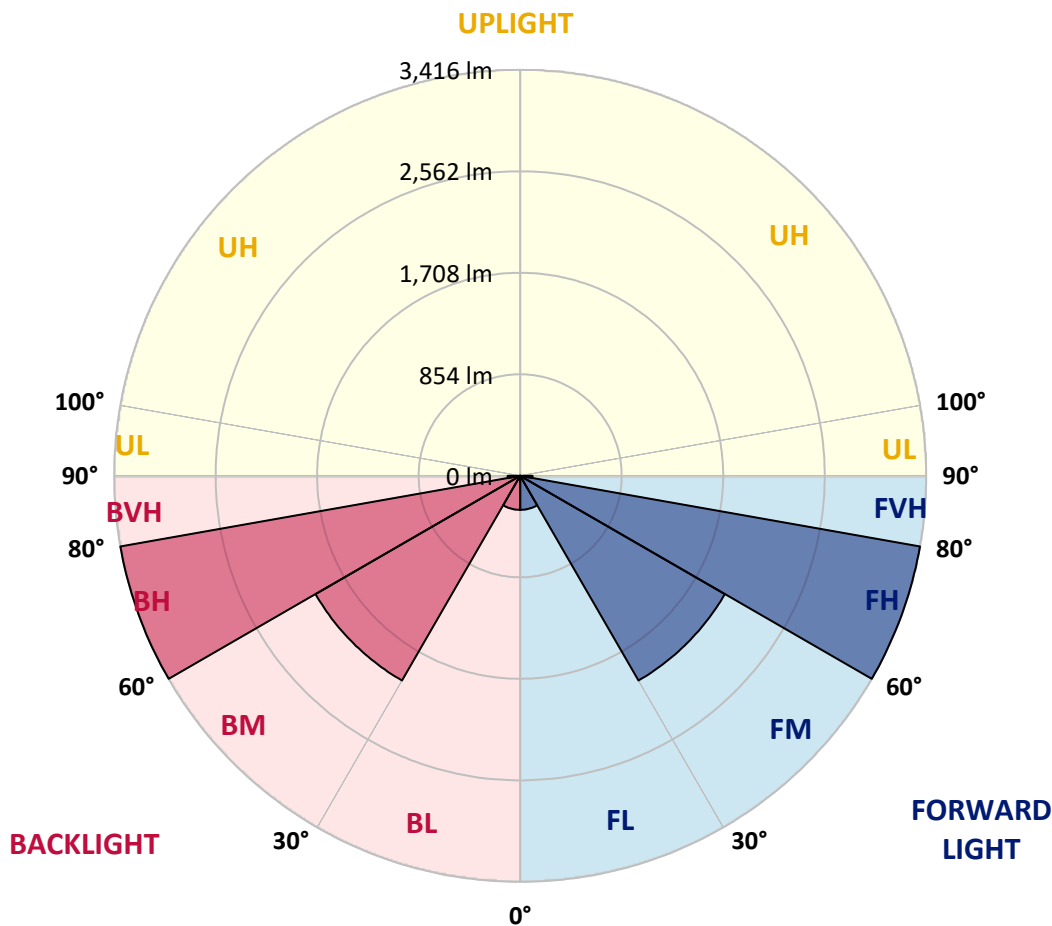


REPORT NUMBER: P596675
 CATALOG NUMBER: MSA-SA3B-827-U-5WQ

LUMINAIRE CLASSIFICATION SYSTEM LUMEN TABLE AND BUG RATING:

Zone	Lumens	% Fixture	Zone Rating/Lumen Limit		
			B	U	G
FL (0°-30°)	286.5	2.5			
FM (30°-60°)	1988.6	17.2			
FH (60°-80°)	3416.0	29.5			G2/5000
FVH (80°-90°)	104.9	0.9			G2/225
BL (0°-30°)	286.5	2.5	B1/500		
BM (30°-60°)	1988.6	17.2	B2/2500		
BH (60°-80°)	3416.0	29.5	B4/5000		G2/5000
BVH (80°-90°)	104.9	0.9			G2/225
UL (90°-100°)	0.0	0.0		U0/0	
UH (100°-180°)	0.0	0.0		U0/0	

BUG Rating: B4-U0-G2
 Type V Short





REPORT NUMBER: P596675

CATALOG NUMBER: MSA-SA3B-827-U-5WQ

CANDELA DISTRIBUTION (FULL):

	0°	5°	15°	25°	35°	45°	55°	65°	75°	85°	90°
0°	313.4	313.4	313.4	313.4	313.4	313.4	313.4	313.4	313.4	313.4	313.4
2.5°	381.3	375.5	357.1	358.0	366.5	367.4	368.3	357.1	354.4	377.3	378.6
5°	484.3	470.8	457.3	451.9	443.9	421.4	446.1	448.8	454.2	471.7	479.8
7.5°	553.1	536.5	518.1	506.8	484.8	466.3	486.6	503.2	514.0	533.8	545.0
10°	566.2	556.3	555.4	535.6	531.5	538.3	536.9	537.4	553.6	554.0	560.8
12.5°	607.1	614.3	600.3	593.6	597.6	614.3	600.8	594.9	599.0	617.4	609.8
15°	660.6	669.2	648.0	637.2	626.4	642.2	628.2	638.6	651.6	665.1	658.4
17.5°	720.0	720.4	691.6	651.6	661.1	663.3	658.4	649.8	687.1	719.5	716.4
20°	752.3	751.9	702.4	648.0	675.9	680.8	676.3	647.1	703.3	747.8	746.5
22.5°	785.6	775.7	716.4	672.3	682.6	686.7	676.3	673.6	716.4	778.4	778.0
25°	803.6	812.2	746.9	719.5	711.0	701.5	710.5	715.0	755.9	816.7	799.1
27.5°	859.8	845.9	755.9	753.2	735.3	697.9	729.0	751.0	753.2	851.3	869.3
30°	910.6	916.0	796.4	800.5	767.6	720.4	768.5	803.6	810.4	916.9	915.1
32.5°	964.6	966.8	868.4	826.5	812.6	810.8	792.4	822.9	876.0	961.5	965.1
35°	1046.4	1064.9	932.7	876.5	858.9	840.9	857.1	884.6	934.0	1062.2	1053.2
37.5°	1234.0	1204.7	1072.5	956.1	944.4	937.2	950.2	970.0	1071.2	1207.9	1249.7
40°	1364.8	1350.9	1171.0	1087.8	1014.1	1052.7	1022.2	1098.6	1182.3	1351.8	1378.8
42.5°	1567.6	1505.6	1320.8	1217.8	1141.3	1113.9	1131.0	1230.8	1337.4	1526.3	1579.3
45°	1762.4	1666.6	1508.3	1417.4	1301.4	1272.6	1295.6	1413.0	1536.2	1685.5	1779.0
47.5°	1961.1	1862.2	1688.2	1556.9	1462.0	1547.9	1472.8	1584.3	1707.1	1880.6	1963.8
50°	2167.5	2057.8	1886.0	1743.0	1734.9	1810.9	1721.0	1778.1	1891.9	2071.8	2169.8
52.5°	2404.5	2286.3	2114.5	2017.8	2036.7	2031.7	2013.7	2003.4	2115.4	2292.1	2408.6
55°	2686.5	2558.8	2421.6	2377.1	2429.3	2373.1	2399.6	2396.0	2412.2	2538.5	2674.8
57.5°	3027.4	2883.0	2745.4	2735.5	2802.5	2855.6	2808.4	2740.5	2712.1	2834.9	2990.9
60°	3456.8	3279.6	3128.5	3097.5	3288.6	3288.2	3245.5	3093.5	3082.7	3221.6	3409.6
62.5°	3931.3	3715.4	3550.4	3500.9	3800.4	3834.1	3701.0	3428.5	3484.3	3596.2	3819.3
65°	4334.2	4074.7	3920.9	3907.4	4273.5	4422.3	4128.2	3755.4	3773.4	3866.5	4108.0
67.5°	4596.8	4284.3	4162.0	4227.2	4682.3	4775.3	4501.9	3974.0	3910.1	3948.8	4237.5
70°	4504.6	4161.1	4072.9	4231.2	4787.9	4928.7	4582.4	3912.8	3777.0	3778.8	4114.3
72.5°	3806.2	3479.3	3521.1	3811.6	4537.9	4735.3	4210.1	3534.2	3256.3	3249.5	3554.0
75°	2517.0	2298.4	2463.4	2916.3	3772.5	4176.3	3488.3	2770.1	2421.6	2308.3	2543.5
77.5°	1100.9	1073.0	1211.9	1723.7	2571.8	3009.8	2499.0	1809.6	1317.2	1095.5	1196.6
80°	295.0	288.7	362.5	653.9	1252.0	1657.6	1352.2	721.8	376.8	274.3	291.0
82.5°	107.5	110.2	134.5	183.0	412.4	697.9	449.2	210.9	142.6	116.9	116.9
85°	46.8	45.4	65.2	73.3	112.4	157.8	129.1	89.5	72.0	54.0	51.7
87.5°	12.6	15.7	22.0	22.9	29.2	23.8	34.2	31.5	27.0	18.9	15.3
90°	0.0	0.0	0.0	0.0	0.0	0.0	0.0	0.0	0.0	0.0	0.0

(END OF REPORT)